



Symmetry Signature Railing in Tranquil White with custom inset (not available through Fiberon).

RAILING

PUT DOWN YOUR PAINT BRUSH

What's more painful than a splinter from your old wood railing? Spending your weekend repainting that railing. With Fiberon composite railing, there's no sanding, scraping, or repainting. And definitely no splinters.

Drop the paint brush. Free time is calling.


SYMMETRY SIGNATURE

STRONG IS STYLISH


From its understated satin finish to its clever sub-rail reinforcement, Symmetry Signature Railing is the ideal balance of looks and strength. The sculpted top rail imparts a touch of sophistication. Three color choices and two baluster options create multiple design options. Best of all, the smart composite construction and protective bonded cap layer eliminate work and worries. Sit back and enjoy the view.

- Refined satin finish adds elegance
- Composite construction ensures lasting durability
- Reinforced top rail provides a strong, sturdy feel
- Hidden hardware gives a clean look
- Compatible with ADA handrail system, available via special order


CHOOSE YOUR COLOR



Tranquil White



Serene Black



Simply Brown

Top Rail = 2.95 in. x 2.95 in. Bottom Rail = 2.5 in. x 2 in.

GET THE DETAILS

Rails and Infill

Sold in line/stair sections as follows:

- 6 ft. sections and 8 ft. sections for 36 in. rail height
- 6 ft. sections and 8 ft. sections for 42 in. rail height

These sections include top and bottom rails, balusters, crush blocks and holders, and mounting hardware.

Choose from beveled composite balusters or round aluminum balusters.

Post Caps, Sleeves, and Skirts

Post sleeve kit includes:

- Post sleeve: 5 in. x 5 in. x 39 in. or 45 in. lengths
- Post cap: 5 in. x 5 in.
- Post skirt: 5 in. x 5 in.

Also sold separately:

- Post sleeve: 5 in. x 5 in. x 39 in., 45 in., or 108 in. lengths
- Post cap: 5 in. x 5 in.
- Post skirt: 5 in. x 5 in.

